

SC3C



TESMEC
Trencher



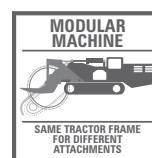
Smart Tracker

User friendly system that collects topographic data while trenching, drastically reducing survey time.



FEATURES AND APPLICATIONS

Sidecut SC3C is a radio-controlled Marais crawler trencher which allows cutting on sidewalks with limited disturbance to pedestrian and traffic during the works. It's a machine that assures less personnel needed on site, increases the safety and reduces the environmental impact. This model is designed for the deployment of fiber optic networks in an urban environment. SC3C is fully remote controlled and allows a flexible cut thanks to the axially driven cutting wheel.



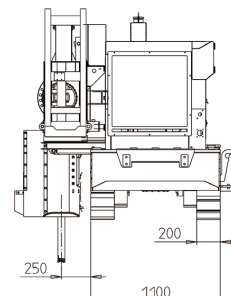
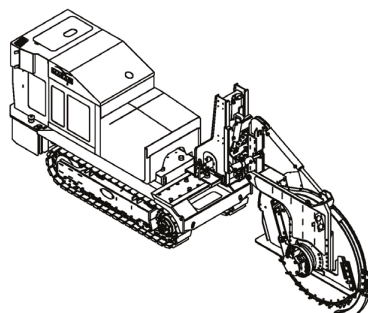
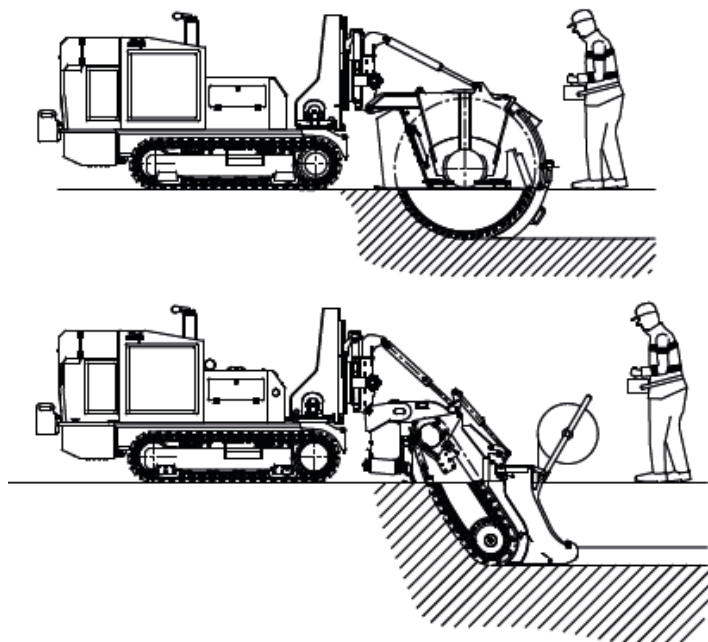
METROPOLITAN NETWORKS
INSTALLATION



ACCESS NETWORKS INSTALLATION
(TRENCHING OR TRENCHLESS)



OPTICAL FIBER
INSTALLATION



SC3C TECHNICAL SPECIFICATIONS

Optimized ground pressure

The SideCut SC3C is available in two undercarriage widths with a rubber pad facility to suit the clients projects with no damage to original job site surfaces. In both cases, the trencher has a low center of gravity and optimum balance, which ensures stability and excellent traction while at work as well as in transfer.

Multi-tool carrier

The SC3C host carrier unit has been specifically designed to interchange the trenching tool for the CT570 and CT840 chain and the slot cutting R250A, R350A, R450 and R450A without further modifications.

- Positioning the tool is easy thanks to the 5 variations of movement from the remote radio control;
- Trenching radius curves are precise and simple due to the ± 28 degree clearance of the pivot tool in open or locked down modes;
- The $\pm 15^\circ$ tool tilt allows ease of positioning the wheel regardless of the ground slope;
- Standard offset.....16-3/4" (42,5 cm) right - 14-1/4" (36,5 cm) left
- The large lateral offset of the tool can be increased by optional extension slide, allowing a 9-3/4" (25 cm) offset to the right (axis trench to track edge).

Simplified maintenance

Coolers are combined within a single radiator, hydraulics are grouped to the main pump system, replacement parts and filters for the SC3C are designed for easy access to simplify daily maintenance duties:

- Large side door giving access to the engine components ;
- Grouping of hydraulic and electrical components in an easily removable cover.

Trenching Dimensions

R250 A WHEEL	
Depths.....	5"-9-3/4" (13-25 cm)
Widths.....	1"-2-1/4" (2,5-6 cm)
R350 A WHEEL	
Depths.....	9-3/4"-13-3/4" (25-35 cm)
Widths.....	1-1/2"-2-3/4" (3,5-7 cm)
R450 (A) WHEEL	
Depths.....	11-3/4"-17-3/4" (30-45 cm)
Widths.....	1-3/4"-3-1/4" (4,5-8 cm)
C570 CHAIN	
Depths.....	11-3/4"-22-1/2" (30-57 cm)
Widths.....	4"-6" (10-15 cm)
C840 CHAIN	
Depths.....	21-1/4"-33" (54-84 cm)
Widths.....	4"-6" (10-15 cm)

Note: dependent on configuration and options

Engine

Model....	DEUTZ TCD3.6 L4 EU STAGE IIIB - EPA14 Tier 4i
Max horsepower.....	99 hp (73.6 kW)
Max no load rpm.....	2.000 rpm
Fuel tank capacity.....	42 gal (160 l)
Engine oil tank capacity.....	2 gal (8 l)
Hydraulic oil tank capacity.....	37 gal (140 l)
Coolant tank capacity.....	3-1/2 gal (13 l)

Operating and Transport Weight

Weight.....	8819-10230 lbs (4000-4640 kg)
-------------	-------------------------------

Note: dependent on configuration and options

Travel speed

Max - trenching phase.....	394 ft/hr (120 m/h)
Max - transfer phase.....	2625 ft/hr (800 m/h)

Transport dimensions

Length, according to the tool....	189"-208-3/4" (480-530 cm)
Height.....	71" (180 cm)
Width.....	43-1/4" (110 cm)