

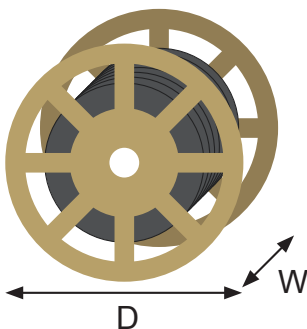
RC320



Re.M
Remote Control with:
Machine data remote monitoring
Fleet location management
Troubleshooting information
Operating conditions



REEL SPECIFICATIONS



D. 2000 mm x W. 2250 mm	10 ton
D. 2500 mm x W. 2250 mm	15 ton
D. 3800 mm x W. 2250 mm	20 ton
D. 4300 mm x W. 2250 mm	20 ton

FEATURES AND APPLICATIONS

The self-propelled reel carrier RC320 is suitable to string three conductors of up to 20 ton weight. All reel-stands can work simultaneously and have independent control of pulling load. The tensioning system allows to keep a constant tensioning value during start and stop of reel carrier. Hydraulic negative brakes are provided on reel-stand transmission.



UNDERGROUND POWERLINES
INSTALLATION



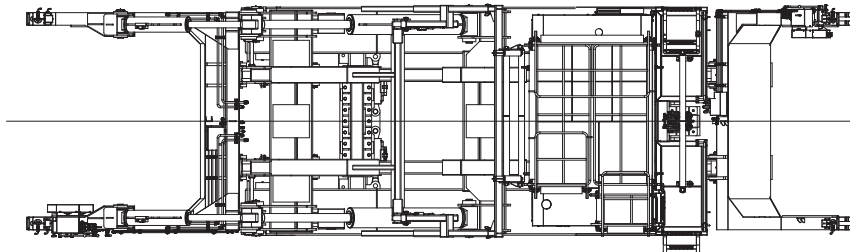
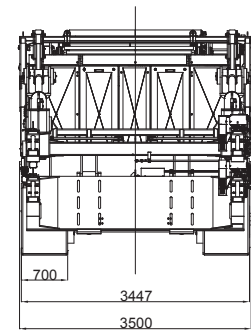
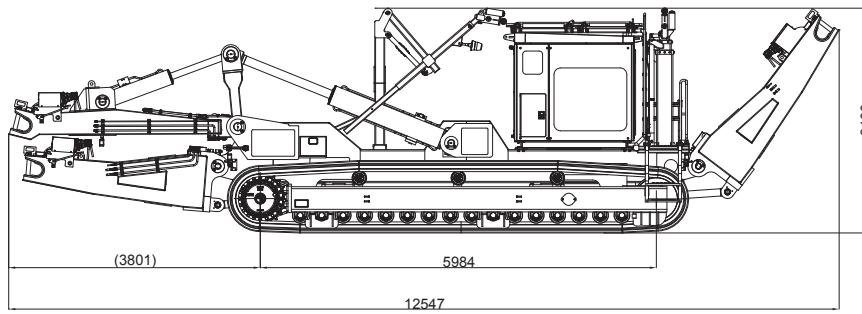
LONG DISTANCE NETWORKS
INSTALLATION



METROPOLITAN NETWORKS
INSTALLATION



UNDERGROUND CONNECTION
NETWORKS INSTALLATION



RC320 TECHNICAL SPECIFICATIONS

Reel-stand Specifications

Max external diameter.....	4300 mm
Max capacity.....	20 ton each
Max width.....	2250 mm
Min Core Diameter (hypothesized).....	900 mm
Shaft diameter:	
.....110 mm, for reel weight up to 12 ton (reel hole from 160 to 207 mm) (*)	
.....152 mm, for reel weight up to 20 ton (reel hole from 171 to 262 mm) (*)	

(*): reel shaft diameter according to hypothesize reel lay-out:
 D.2000 mm x W.2250 mm: 10 ton → shaft diameter 110 mm
 D.2500 mm x W.2250 mm: 15 ton → shaft diameter 152 mm
 D.3800 mm x W.2250 mm: 20 ton → shaft diameter 152 mm
 D.4300 mm x W.2250 mm: 20 ton → shaft diameter 152 mm

Reel-stand Performance

Tensioner Performances:

Max Pulling Force:

.....250 daN @ 4200 mm External Diameter
 Speed:

.....200 - 600 m/h @ 900 mm Core Diameter

Pull-back and Pay-out Performances:

Max Pulling Force:

.....250 daN @ 4200 mm External Diameter
 Speed:

.....900 m/h @ 900 mm Core Diameter

Engine

Model.....CAT C7.1 ACERT Tier 3
 Max horsepower.....250hp (186kW)
 Max no load rpm.....2.150 rpm
 Fuel tank capacity.....86 gal (300 l)
 Fuel consumption.....13.23 gal/hr (50.1 l/hr) at full load
 Cooling rating adequate for 122° F (50° C) ambient air temperature
 Air cleaner: dry type, 2 stages with dual pre-cleaner

Operating and Transport Weight

Machine weight.....91,050 lbs (41300 kg)
 Ground pressure:
 machine only, unloaded.....6.5 psi (0.46 kg/cm²)
 fully loaded with 3x20ton reels..16.7 psi (1.18 kg/cm²)
 Note: weight can be reduced to 85,539 lbs (38800 kg) for transportation by removing the front reel-stand, or to 80,023 lbs (36300 kg) by removing front and rear reel-stands.

Tracks

Hydraulically extensible undercarriage, to increase machine stability in working conditions and to allow easier transportability during transfers.
 Transport width.....3445 mm (overall dim on track pads)
 Working width.....4055 mm (overall dim on track pads)
 Locking pin in both transport / working positions.
 2 hydraulic cylinders (12" stroke for each track shift (total #4)
 2 independent controls (left and right) for tracks shifting (in order to better control and adjust track position)
 80L/min control valve for each track shift (full stroke in 15 seconds)
 Overall track length.....19' 7" (598 cm)
 Track pad type: triple grouser, with clipped corner and mud release
 Track chain type: Caterpillar 62/350 (9" pitch)
 Track pad width.....27" (70 cm)
 Maximum (front) longitudinal inclination.....30°
 Maximum (lateral) transverse inclination with cab down side to side.....15°

Hydraulic Transmission

1 auxiliary hydraulic circuit for cooling hydraulic oil and services
 Oil tank capacity.....86 gal (300 l)

Transport Dimensions

Overall dimensions in transport position:
 Length.....41' 2" (1254 cm)
 without front and rear reel stands...27' 6" (1056 cm)
 Width.....11' 5" (350 cm)
 Height.....11' 2" (340 cm)
 Overall dimensions in working position with 4200 mm diameter reels:
 Length.....49' 8" (1515 cm)
 Width.....13' 3" (405 cm)
 Height.....20' 6" (625 cm)

Controls

Radio control panel:

- reel carrier direction and speed
- fine steering
- undercarriage tracks and negative brakes
- reel-stands and roller lifting
- set point translation recorder

Control panel placed on cover of power unit that allows:

- Interfacing the electronic of Diesel Engine, providing the display of all the main performances and service data
- Key selector to start/stop diesel engine
- Diagnostic led (Battery, Fuel, Spark plug, Alarm engine, Warning engine, Filter suction, Alarm system, Warning system)
- Manometers to control pressure of:
 - . Cylinders of front/central/rear reel-stand
 - . Open circuits of reel-stand
 - . Charge pumps
 - . Crawler drive closed loop circuits